

APPLICATIONS

- ✧ Cell Phone Handsets and Accessories.
- ✧ Microprocessor based equipment.
- ✧ Personal Digital Assistants (PDA's).
- ✧ Notebooks, Desktops, and Servers.
- ✧ Portable Instrumentation.
- ✧ Peripherals.
- ✧ Pagers.

IEC COMPATIBILITY

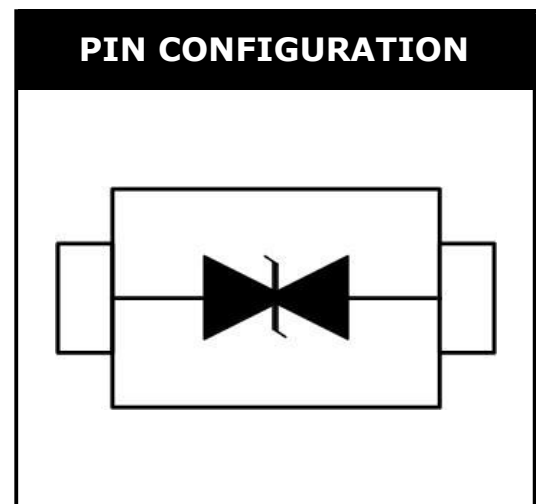
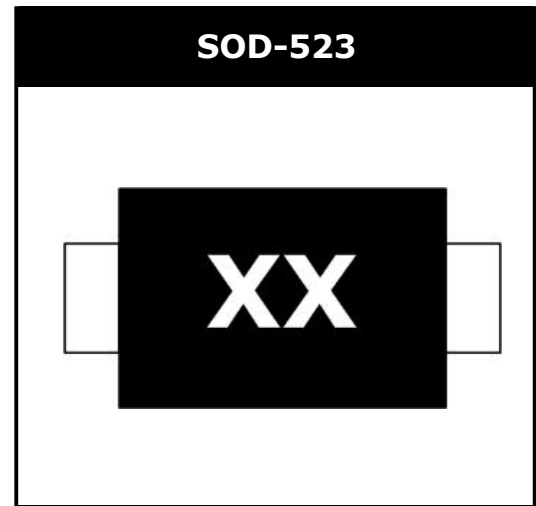
- ✧ IEC61000-4-2 (ESD) $\pm 15\text{kV}$ (air), $\pm 8\text{kV}$ (contact).
- ✧ IEC61000-4-4 (EFT) 40A (5/50ns).

FEATURES

- ✧ 100 Watts Peak Pulse Power per Line ($t_p=8/20\mu\text{s}$).
- ✧ Protects one bidirectional I/O line.
- ✧ Low clamping voltage.
- ✧ Working voltages : 3.3V, 5V and 8V.
- ✧ Low leakage current.

MECHANICAL CHARACTERISTICS

- ✧ SOD-523 Package.
- ✧ Molding Compound Flammability Rating : UL 94V-O.
- ✧ Weight 2.0 Milligrams (Approximate).
- ✧ Quantity Per Reel : 3,000pcs.
- ✧ Reel Size : 7 inch.
- ✧ Lead Finish : Lead Free.



DEVICE CHARACTERISTICS

MAXIMUM RATINGS (@ 25°C Unless Otherwise Specified)			
PARAMETER	SYMBOL	VALUE	UNITS
Peak Pulse Power (tp=8/20μs waveform)	P _{pp}	100	Watts
Lead Soldering Temperature	T _L	260 (10 sec.)	°C
Operating Temperature Range	T _J	-55 ~ 150	°C
Storage Temperature Range	T _{STG}	-55 ~ 150	°C

ELECTRICAL CHARACTERISTICS PER LINE (@ 25°C Unless Otherwise Specified)									
PART NUMBER	DEVICE MARKING	V _{RWM} (V) (max.)	V _B (V) (min.)	I _T (mA)	V _C @1A (max.)	V _C (max.) (@A)		I _R (μA) (max.)	C _T (pF) (typ.)
ESDA33CT	CT	3.3	4	1	7	12	8	1	10
ESDA05CT	5C	5	6	1	9.8	20	5	1	10
ESDA08CT	GT	8	8.5	1	17.5	25	3	1	7

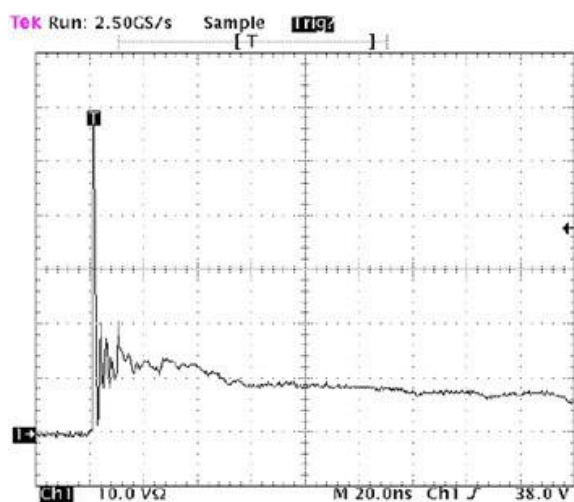


Figure 1. ESD Clamping Voltage Screenshot
Positive 8 kV contact per IEC 61000-4-2

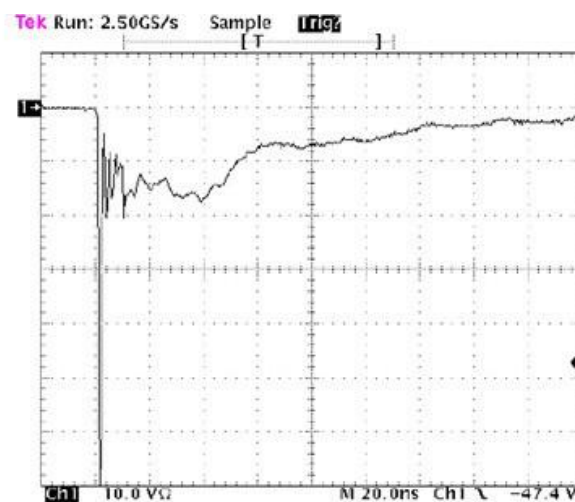
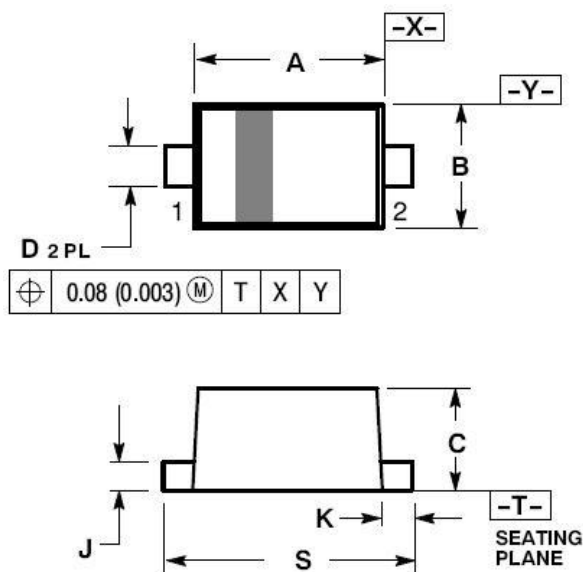
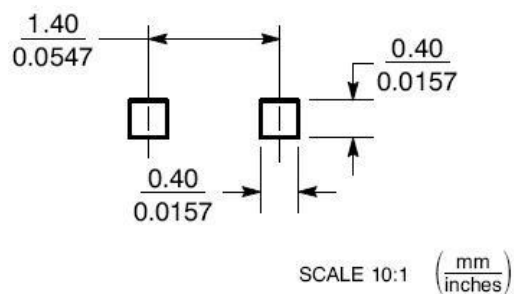


Figure 2. ESD Clamping Voltage Screenshot
Negative 8 kV contact per IEC 61000-4-2

SOD-523 PACKAGE OUTLINE & DIMENSIONS


DIM	MILLIMETERS			INCHES		
	MIN	NOM	MAX	MIN	NOM	MAX
A	1.10	1.20	1.30	0.043	0.047	0.051
B	0.70	0.80	0.90	0.028	0.032	0.035
C	0.50	0.60	0.70	0.020	0.024	0.028
D	0.25	0.30	0.35	0.010	0.012	0.014
J	0.07	0.14	0.20	0.0028	0.0055	0.0079
K	0.15	0.20	0.25	0.006	0.008	0.010
S	1.50	1.60	1.70	0.059	0.063	0.067

*** SOLDERING FOOTPRINT**


Website: <http://www.jksemi.com>

For additional information, please contact your local Sales Representative.

©Copyright 2016, jksemi