

APPLICATIONS

- ✧ USB 2.0 Power and Data Line Protection.
- ✧ Video Graphics Cards.
- ✧ Monitors and Flat Panel Displays.
- ✧ Digit Video Interface (DVI).
- ✧ 10/100/1000 Ethernet.
- ✧ Notebook Computers.
- ✧ SIM Ports.
- ✧ ATM Interfaces.

IEC COMPATIBILITY

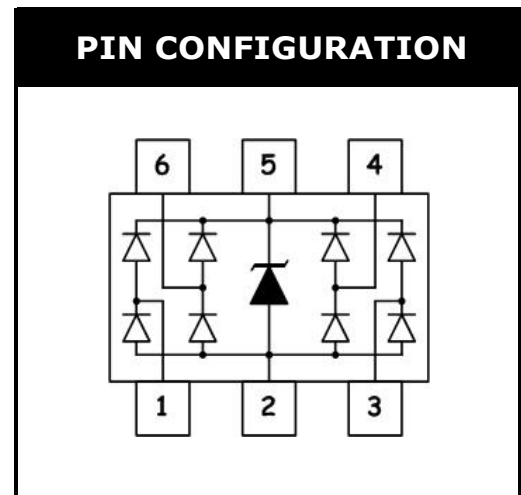
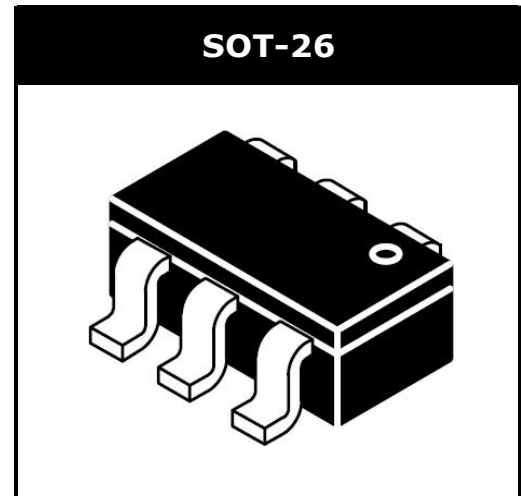
- ✧ IEC61000-4-2 (ESD) $\pm 15\text{kV}$ (air), $\pm 8\text{kV}$ (contact).
- ✧ IEC61000-4-4 (EFT) 40A (5/50ns).
- ✧ IEC61000-4-5 (Lightning) 3A (8/20 μs).

FEATURES

- ✧ 300 Watts Peak Pulse Power per Line ($t_p=8/20\mu\text{s}$).
- ✧ Protects four I/O lines.
- ✧ Low clamping voltage.
- ✧ Working voltages : 5V.
- ✧ Low leakage current.

MECHANICAL CHARACTERISTICS

- ✧ SOT-26 Package.
- ✧ Molding Compound Flammability Rating : UL 94V-O.
- ✧ Weight 16 Milligrams (Approximate).
- ✧ Quantity Per Reel : 3,000pcs.
- ✧ Reel Size : 7 inch.
- ✧ Lead Finish : Lead Free.

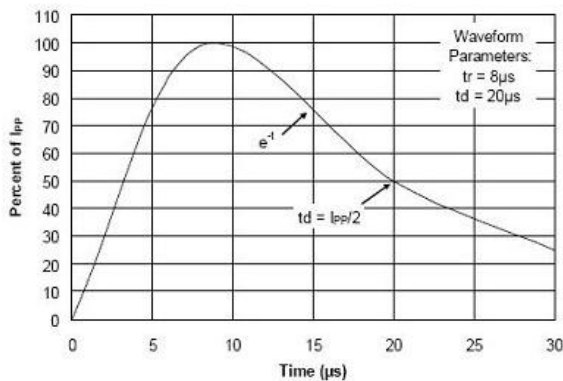
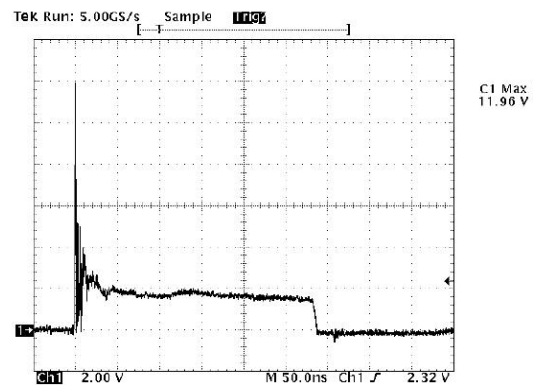
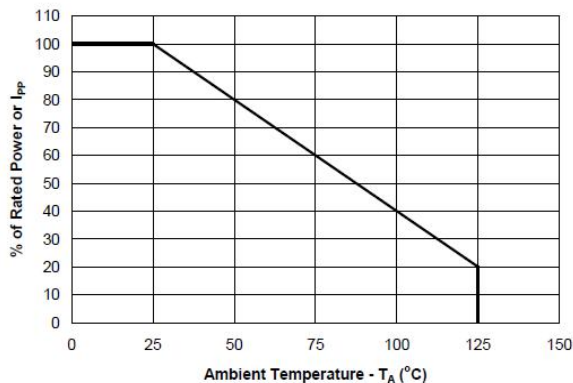
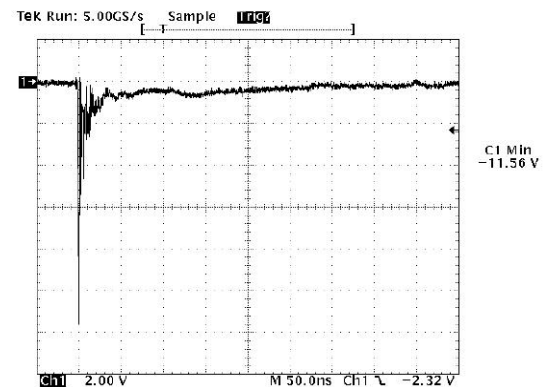


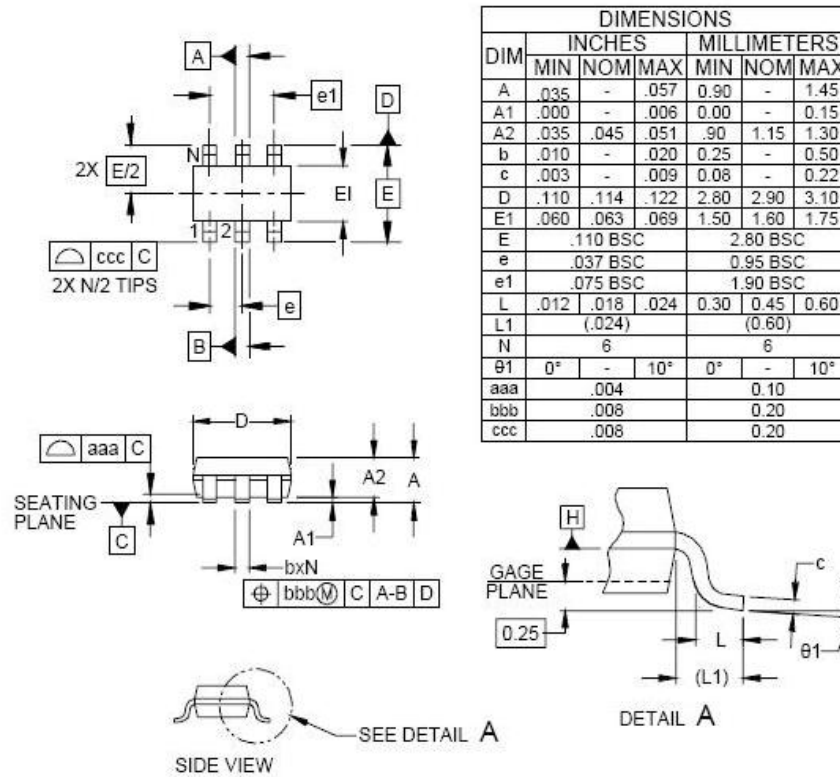
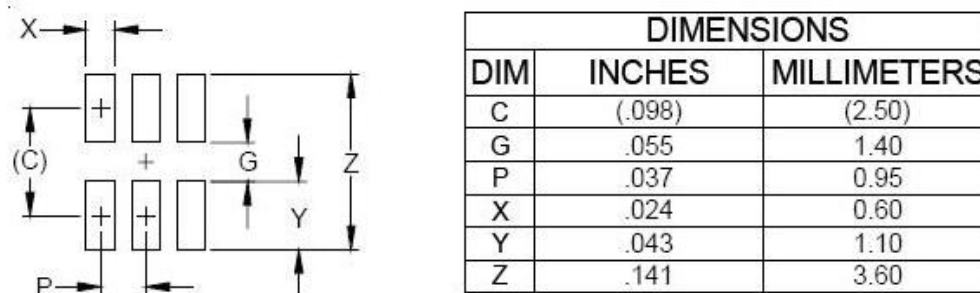
DEVICE CHARACTERISTICS
MAXIMUM RATINGS (@ 25°C Unless Otherwise Specified)

PARAMETER	SYMBOL	VALUE	UNITS
Peak Pulse Power (tp=8/20μs waveform)	P _{PP}	300	Watts
Lead Soldering Temperature	T _L	260 (10 sec.)	°C
Operating Temperature Range	T _J	-55 ~ 150	°C
Storage Temperature Range	T _{STG}	-55 ~ 150	°C

ELECTRICAL CHARACTERISTICS PER LINE (@ 25°C Unless Otherwise Specified)

PART NUMBER	DEVICE MARKING	V _{RWM} (V) (max.)	V _B (V) (min.)	I _T (mA)	V _C @1A (max.)	V _C (max.) (@A)	I _R (μA) (max.)	C _T (pF) (typ.)
SR05-04A	V05	5.0	6.0	1	9.8	23.0	3	1

Pulse Waveform

**ESD Clamping
(8kV Contact per IEC 61000-4-2)**

Power Derating Curve

**ESD Clamping
(-8kV Contact per IEC 61000-4-2)**


SOT-26 PACKAGE OUTLINE & DIMENSIONS

*** SOLDERING FOOTPRINT**

 Website: <http://www.jksemi.com>

For additional information, please contact your local Sales Representative.

©Copyright 2016, jksemi